



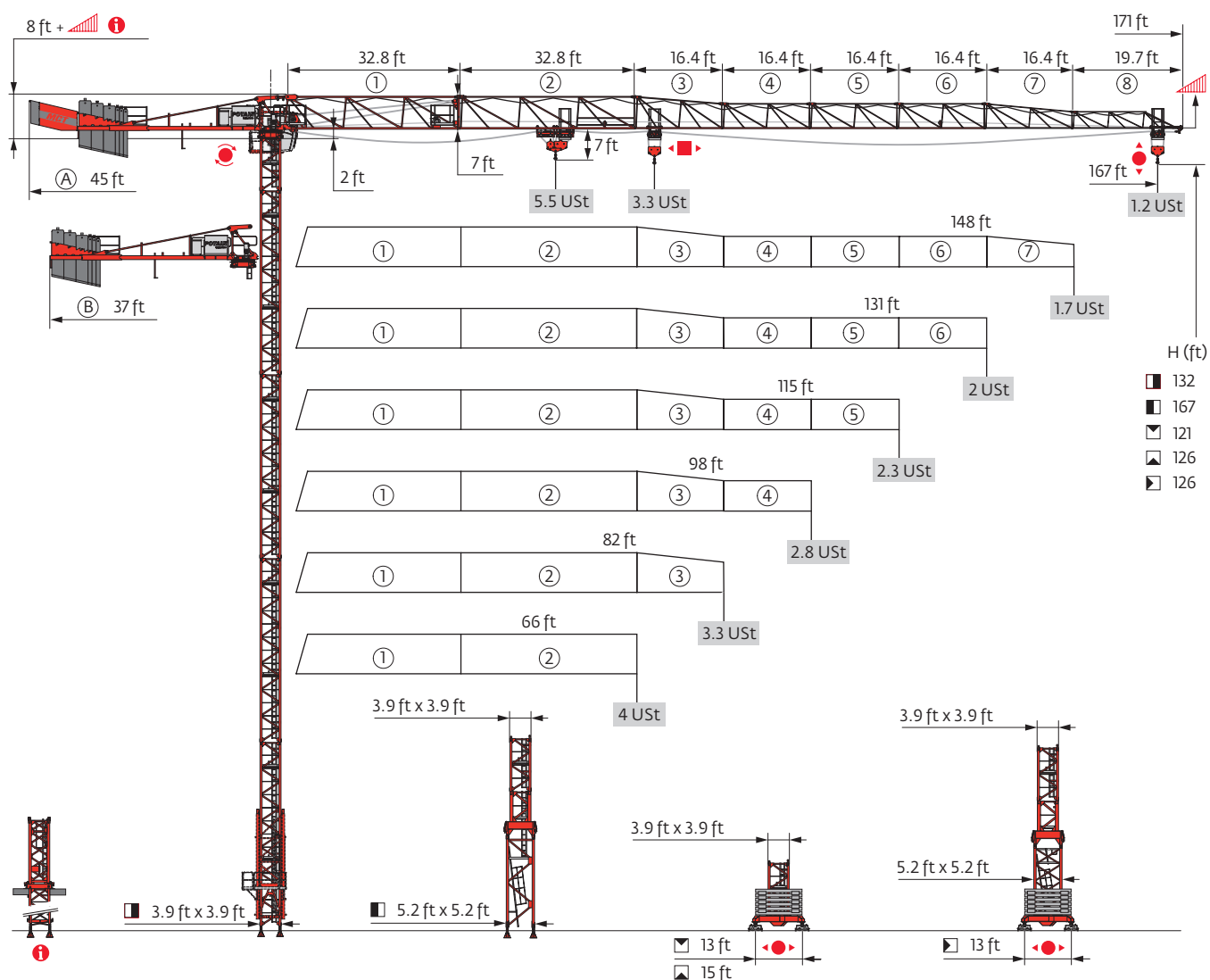
Grove Manitowoc National Crane Potain



Potain MCT 78

Data Sheet

FEM 1.001-A3



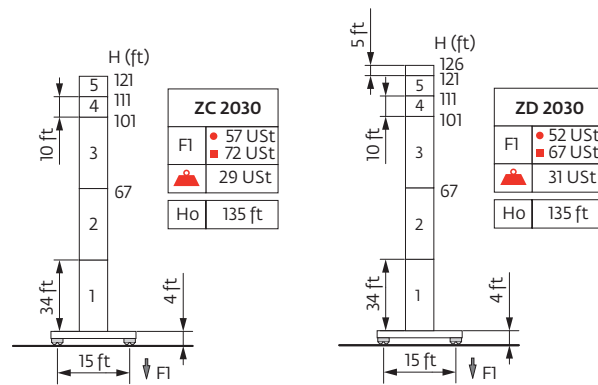
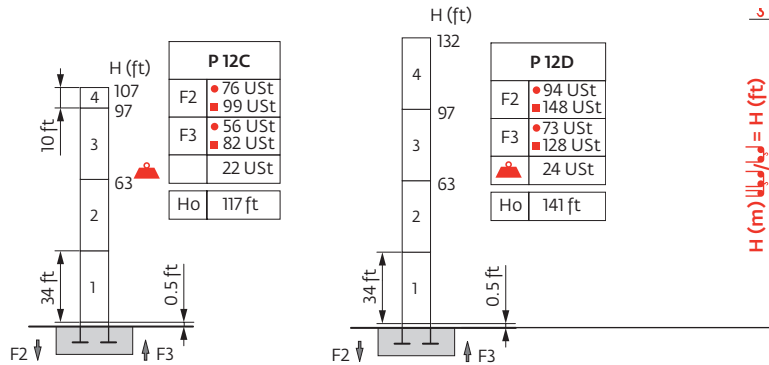
Values have been rounded



Mast

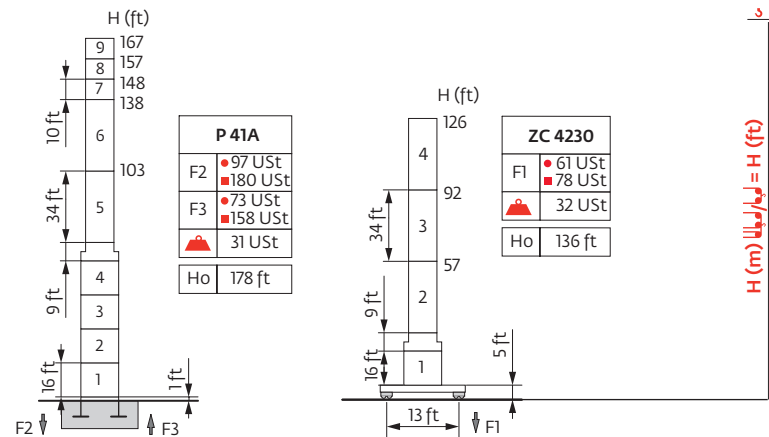
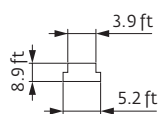
3.9 ft

66 ft → 167 ft



5.2 ft/3.9 ft

66 ft → 167 ft

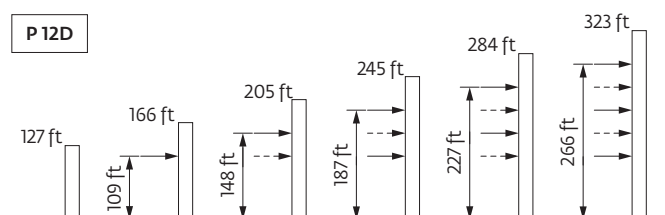


ZC 4230		H1 = H		H2 = H + 1 ft		H3 = H + 0.7 ft
ZC 2030		H1 = H		H2 = H + 1 ft		H3 = H + 0.7 ft
ZD 2030		H1 = H		H2 = H + 1 ft		H3 = H + 0.7 ft

●	Reactions in service
■	Reactions out of service
⚖	Weight without load, without ballast, with jib and max. height



Anchorage



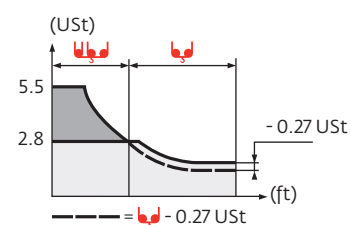
Load charts











167 ft	9	►	41	49	56	66	73	79	82	89	98	105	115	121	131	138	148	154	164	167	ft
▲▲▲			5.5	4.5	3.9	3.1	2.8	2.8	2.6	2.4	2.1	2	1.8	1.7	1.5	1.4	1.3	1.2	1.2	1.1	USt
148 ft	9	►		50	56	66	72	82	88	96	98	105	115	121	131	138	148				ft
▲▲▲				5.5	4.9	4	3.5	3	2.8	2.8	2.6	2.5	2.3	2.1	1.9	1.8	1.7				USt
131 ft	9	►		50	56	66	72	82	88	96	98	105	115	121	131						ft
▲▲▲				5.5	4.9	4	3.5	3	2.8	2.8	2.7	2.5	2.3	2.1	1.9						USt
115 ft	9	►		50	56	66	72	82	88	96	98	105	115								ft
▲▲▲				5.5	4.9	4	3.5	3	2.8	2.8	2.7	2.5	2.3								USt
98 ft	9	►		50	56	66	72	82	88	96	98										ft
▲▲▲				5.5	4.9	4	3.5	3	2.8	2.8	2.7										USt
82 ft	9	►		50	56	66	72	82													ft
▲▲▲				5.5	4.9	4	3.5	3													USt
66 ft	9	►		50	56	66															ft
▲▲▲				5.5	4.9	4															USt



167 ft	7	►					69	72	82	89	98	105	115	121	131	138	148	154	164	167	ft
▲▲▲							3.3	3.1	2.7	2.5	2.2	2	1.8	1.7	1.5	1.5	1.4	1.3	1.2	1.2	USt
148 ft	7	►							83	89	98	105	115	121	131	138	148				ft
▲▲▲									3.3	3.1	2.8	2.5	2.3	2.1	2	1.9	1.7				USt
131 ft	7	►							83	89	98	105	115	121	131						ft
▲▲▲									3.3	3.1	2.8	2.5	2.3	2.1	2						USt
115 ft	7	►							83	89	98	105	115								ft
▲▲▲									3.3	3.1	2.8	2.5	2.3								USt
98 ft	7	►							83	89	98										ft
▲▲▲									3.3	3.1	2.8										USt
82 ft	7	►							82												ft
▲▲▲									3.3												USt
66 ft	7	►								66											ft
▲▲▲										3.3											USt



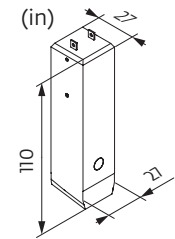
Base ballast

 3.9 ft	ZC 2030 	H (ft)  (USt)	121	111	101	67
	ZD 2030 	H (ft)  (USt)	83	61	50	33
 3.9 ft/5.2 ft	ZC 4230 	H (ft)  (USt)	126	121	111	101
			72	61	50	33
			88	33	33	22

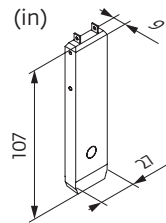
Counter-jib ballast




	6614 lb	2205 lb	 (lb)
167 ft	3	3	26,457
148 ft	3	3	26,457
131 ft	3	2	24,252
115 ft	3	1	22,047
98 ft	2	2	17,638
82 ft	2	1	15,433
66 ft	2	0	13,228

CBP - 6614 lb



CBQ - 2205 lb



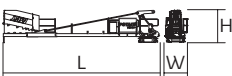
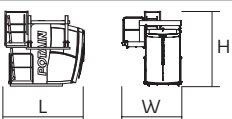
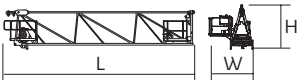
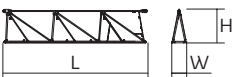


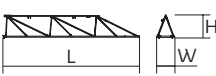
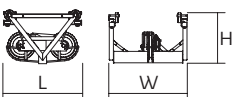

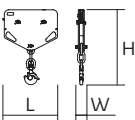

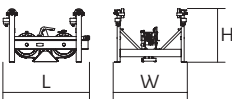

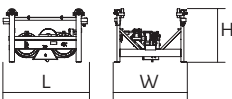


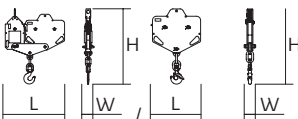


	Total ballast weight
	Tightened anchorage frame
	Loosened anchorage frame



Component weights


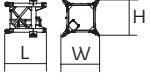




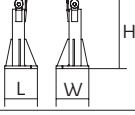
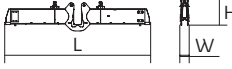
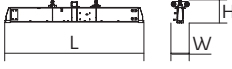
Crane upper :  167 ft -  25 LVF



			L (ft)	W (ft)	H (ft)	lb (+/- 5%)
Counter-jib		Ⓐ Ⓑ	39 39	5.8 5.8	8.1 8.1	9656 9370
Cab		Ultra View	9.5	7.8	9.9	2425
Jib section		① 25 LVF 4 DVF	35.3	5.9	7.2	6107
Jib section		②	33.5	2.6	6.4	2513
Jib section		④ ⑤ ⑥	16.9 16.9 16.8	2.6 2.6 2.6	6.2 4.9 4.9	717 639 628
Jib section		③ ⑦	17 16.8	2.6 2.6	6.3 4.8	882 430
Jib section		⑧	19.8	2.6	3.3	386
Trolley		 3.3 USt	2.9	3.1	2.3	265
Hookblock		 3.3 USt	2.4	0.5	3.2	243
Trolley		 5.5 USt	3.6	3.3	2.4	287
Trolley		 5.5 USt  2.8 USt	3.7 3.7	3.3 3.3	2.4 2.4	254 364
Hookblock		 5.5 USt  2.8 USt	3.6 2.4	0.7 0.7	4.5 3.7	518 298











Component weights


			L (ft)	W (ft)	H (ft)	lb (+/- 5%)
Climbing cage		□ 3.9 ft	20.5	9.2	7.9	2921
Climbing mast		□ 3.9 ft	5.6	5.1	5.2	1334
S 24E-2 SR 24E-2 SR 26E-2		□ 3.9 ft	35.1 35.1 35.3	4.2 4.1 4.2	4.2 4.1 4.2	4828 4850 6338
S 24A-2		□ 3.9 ft	10.5	4.3	4.2	1576
K 439A K 437A		□ 5.2 ft	17.1 17.1	5.5 5.5	5.3 5.3	4916 4079
Connecting mast		□ 5.2/3.9 ft	9.6	6.8	6.9	4630
Fixing angles		P 12C P 12D P 41A	1.6 1.6 1.2	1.6 1.6 1.2	3.7 3.7 3.7	243 364 298
Cross girder		ZC 2030 ZC 4230 ZD 2030	18.5 18.5 21.7	1.5 1.5 1.5	4.8 4.4 4.8	3825 4178 4255
Cross girder		ZC 2030 ZC 4230 ZD 2030	18.5 18.5 21.7	2.7 2.7 2.7	3.8 3.4 3.8	3307 3505 3726









	Truck 44 ft
	Container High Cube 40 ft, and/or Flat Rack 20 ft





Mechanisms

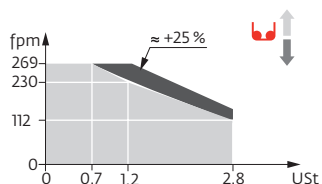
400 V - 50 Hz											hp	kW	
	25 LVF 13 Optima	fpm	112	184	230	269	56	92	115	135	25	18	1079 ft
		USt	2.8	1.6	1.2	0.7	5.5	3.2	2.4	1.4			
	25 LVF 15 Optima	fpm	98	157	197	236					25	18	748 ft
		USt	3.3	1.9	1.4	0.8							
	4 DVF 3	fpm	0 → 207								5	3.7	
	RVF 151 Optima+	rpm	0 → 0.8								5.5	4	
ZC 2030 ZD 2030 	RT 224	fpm	82								2 x 4	2 x 2.9	
ZC 4230 	RT 324	fpm	41 - 82								2 x 7	2 x 5.2	

 IEC 60204-32	 kVA
400 V (+10% -10%) 50 Hz	25 LVF : 35 kVA

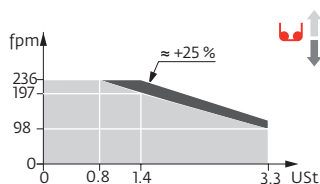
480 V - 60 Hz											hp	kW	
	25 LVF 13 Optima	fpm	112	184	230	269	56	92	115	135	25	18	1079 ft
		USt	2.8	1.6	1.2	0.7	5.5	3.2	2.4	1.4			
	25 LVF 15 Optima	fpm	98	157	197	236					25	18	748 ft
		USt	3.3	1.9	1.4	0.8							
	4 DVF 3	fpm	0 → 207								5	3.7	
	RVF 151 Optima+	rpm	0 → 0.8								5.5	4	
ZC 2030 ZD 2030 	RT 224	fpm	98								2 x 4.8	2 x 3.5	
ZC 4230 	RT 324	fpm	49 - 98								2 x 8.4	2 x 6.2	

 IEC 60204-32	 kVA
480 V (+6% -10%) 60 Hz	25 LVF : 35 kVA

25 LVF 13 Optima



25 LVF 15 Optima



	Hoisting
	Slewing
	Travelling
	Rated power
	Consult us



Notes

Constant improvement and engineering progress make it necessary that we reserve the right to make specification, equipment and price changes without notice. Illustrations shown may include optional equipment and accessories, and may not include all standard equipment.



www.manitowoc.com

Manitowoc Cranes

Regional Headquarters

Americas

Manitowoc, Wisconsin, USA
Tel: +1 920 684 6621
Fax: +1 920 683 6277

Shady Grove, Pennsylvania, USA
Tel: +1 717 597 8121
Fax: +1 717 597 4062

Europe, Middle East, Africa

Ecully, France
Tel: +33 472 18 2020
Fax: +33 472 18 2000

China

Shanghai, China
Tel: +86 21 6457 0066
Fax: +86 21 6457 4955

Greater Asia-Pacific

Singapore
Tel: +65 6264 1188
Fax: +65 6862 4040

Potain MCT 78
Code 09-004-.5M-0112